



Evans Metal Products Co., Inc.

2400 Johnson, Elkhart, Indiana 46514 (574) 264-2166
(574) 970-1001 Fax

www.EvansMetal.com



"Building Beyond Tomorrow"
Established 1945



EMP's Quality Policy

1. Provide products and services of the highest possible standards, to satisfy our customer's need, expectations of quality, safety, reliability and service.
2. We accomplish these objectives by establishing, implementing and maintaining a documented effective Quality Management System.
3. We strive to become a world-class organization.

Loading Habits @ Evans Metal

May 9, 2018

1. When we load a truck, use our Process Sheet.
2. Customer Service requires letting our customer or installer know what they received. That is why we use Bar Code.
3. We scan the Bar Codes to get an accurate count of what is shipped
 - a. If the part does not have a Bar Code, a mark **MUST** be visible.
 - b. We **NEVER** ship a part without a mark!
4. We don't ship bent parts! Make sure that the material is not bent when loading
5. We make sure that all the items that are to go on the load are loaded.
6. If a shortage is discovered, we mark the delivery ticket **AND** report the shortage to your foreman.

7. Customer Service can be defined as the

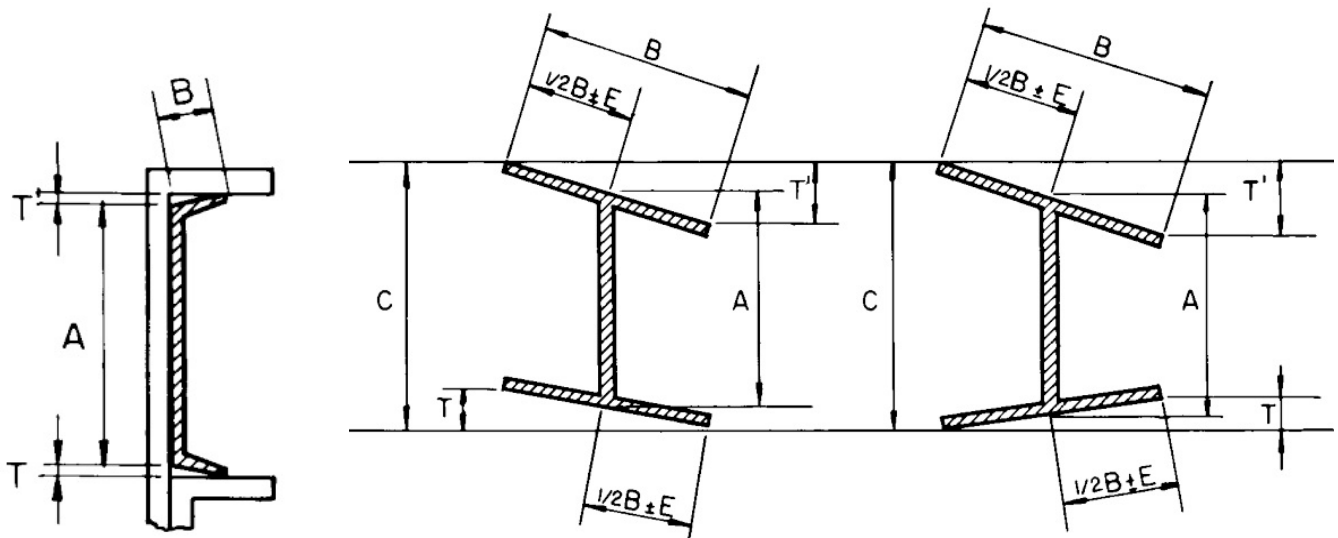
Right part is

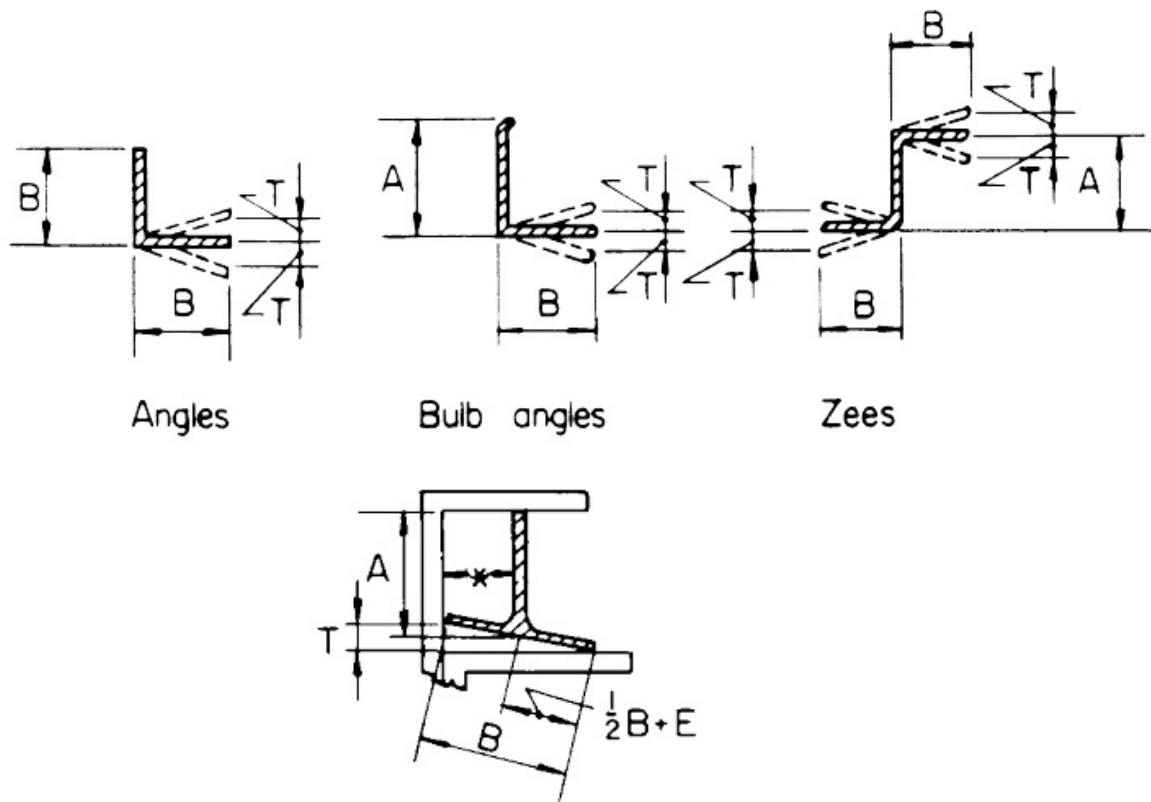
Delivered at the right time and

Marked with the right mark and

Bolts are shipped to install the part with

Drawings so it is installed correctly.





Angles

Bulb angles

Zees

Never load a part that is not rolled within tolerance. If the items look mis-shaped, check with your foreman to make sure the part was not damaged.

The examples to the right show CAMBER and SWEEP.

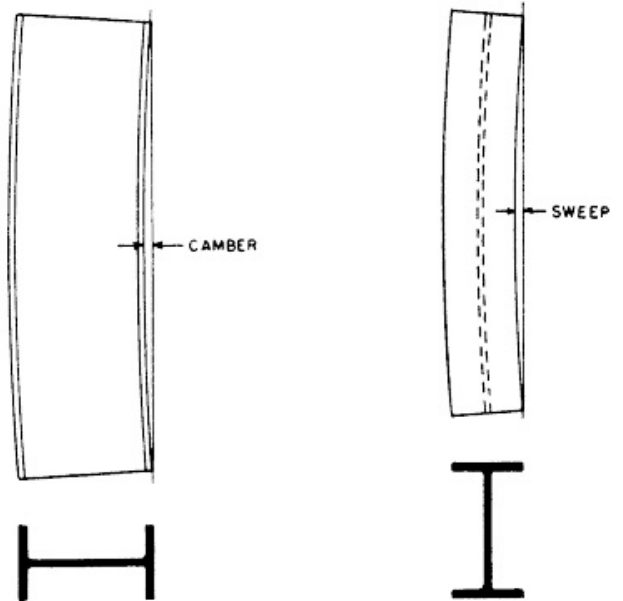
Generally the Maximum is . . .

45' or under = $(1/8" \times \text{feet}/10)$ with a max of $3/8"$

45' and above = $(3/8 + [1/8" \times \{\text{Length} - 45'/10\}])$

Or

If it looks bent to you, check with the office!



David Evans
 President, Evans Metal Products Co., Inc.
David@Evansmetal.com